

The Artists

Certificate

of

Authenticity

Certificate of Authenticity Fill-Out Instructions:


The COA template below is fully customizable in Word. You may design the document to fit your needs.

COA printing page properties: Page: Legal 8.5" X 14", Margins: Top 1", Bottom 0.75, Left 0.5, Right 0.5

1. Read the entire Certificate of Authenticity before attempting to fill out the COA form.
2. Add the artist's "Business Title and Subtitle."
3. Insert Brand/Artist/Business Logo.
4. Scroll down and add the Artist/Creator of the work.
5. Add the Title of the artist.
6. Insert the name of the Artwork".
7. Fill out the Properties of Said Artwork.
8. Click the picture-holder to change the photo of the art.
9. Add "Purchaser Name and Date of Purchase"
10. Add the Artist's signature and title

Click or tap here to enter text.
Artist Business Name

Subtitle



Click the image to add your logo – Delete this line



The Original Work of Fine Art

I hereby declare in this official certification that the artwork image held herein is the “Original” & “Authentic” work of art created and produced by

Click or tap here to enter text.

Artist Full Name

Click or tap here to enter text.

Artist Title

Affirming and Attesting to The Artwork's Genuineness
of the art contained and described herein

And it is his original creation of the painting/drawing.

This attests to the data, properties, and image to be accurate and true to its' nature
the identity of the original oil painting on canvas, the work of art entitled:

Click or tap here to enter text.

Name of Artwork


ALL RIGHTS RESERVED

The artist fully retains “all rights” to the image stated herein.

Any unauthorized reproduction of any kind without written permission violates
the United States federal copyright laws.

Properties of Said Artwork:

- Title of Artwork: Click or tap here to enter text.
- Art Dimensions: Click or tap here to enter text.
- Original Medium: Click or tap here to enter text.
- Type of Support: Click or tap here to enter text.
- Copyright Year: Click or tap here to enter text.
- Serialized Number: Click or tap here to enter text.
- Date of Issuance: Click or tap here to enter text.
- Provenance of Art: Click or tap here to enter text.



Purchaser's Name

Click or tap here to enter text.

Date: Click or tap here to enter text.

Artist Signature

Click or tap here to enter text.

Title: Click or tap here to enter text.

COA Authentication

A Certificate of Authenticity (COA) is a document that comes along with an original created artwork. In this case, it embodies the origin, an accurate account of the art data, and the author/creator of the artwork.

This is the official document that demonstrates and authenticates that the item listed is genuine. The COA provides information that the artwork's origin came from the hand of the signed artist and stands used to determine its provenance and qualified value.

The artwork described in this Certificate of Authenticity proves mutually the authenticity as well as the provenance of this artwork. It acts as tangible confirmation that the artwork is an authentic, genuine, and original masterpiece. Hence, even in the event of the absence of proper provenance, this official document is a physical document of proof confirming and authenticating the artwork's legitimacy. This COA certificate of authenticity accompanied by the artwork protects from accusations of fraud during the resale of the described artwork.

Artist Statement

I Am Click or tap here to enter text. A professional artist specializing in fine original drawings in charcoal and graphite. The creation of fine art oil paintings inspired me. I have studied the elements, principles, methods, and techniques of visual art, and have practiced them for over fifty-five years. The masterpieces remain featured in online galleries.

Describe your type of artwork – then delete this line.
Click or tap here to enter text.


Describe the medium used – then delete this line.
Click or tap here to enter text.

Describe the category – then delete this line.
Click or tap here to enter text.

Describe what inspiration your artwork is – then delete this line.
Click or tap here to enter text.

Describe your BIO and Profile Information – then delete this line.
Click or tap here to enter text.

Describe your Gallery exhibiting your art. – then delete this line.



logo

Click or tap here to enter text.

Artist Signature

Click or tap here to enter text.

Title